

勞動部勞動力發展署

Workforce Development Agency, Ministry of Labor

外國專業人員工作許可申辦網

Website of EZ Work Permit

第三章

學生忘記密碼與帳號解鎖

Students forget their password and
unlock the account

網站操作手冊



Website User Manual_

目錄 Table of Contents

1.	學生忘記密碼或解鎖 STUDENT FORGOTTEN PASSWORD OR UNLOCK A USER ACCOUNT.....	1
1.1.	學生忘記密碼或解鎖 STUDENT FORGOTTEN PASSWORD OR UNLOCK A USER ACCOUNT	1
2.	學生信箱查詢與修改.....	4

1. 學生忘記密碼或解鎖 Student Forgotten password or Unlock a user account

1.1. 學生忘記密碼或解鎖 Student Forgotten password or Unlock a user account

<p>功能名稱 Function</p>	<p>學生忘記密碼或解鎖 Student Forgotten password or Unlock a user account</p>
<p>功能說明 Description</p>	<p>輸入帳號內之電子郵件，以電子郵件進行確認 Enter the Email address of the account and confirm via email</p>
<p>操作步驟 Step</p>	<p>操作畫面 Operation Screen</p>
<p>連結申辦網網址，點擊「僑外生工讀申請」，導至學生帳號/密碼登入頁</p> <p>Link to the application website: https://ezwp.wda.gov.tw</p> <p>Click “Work Permit for Foreign Students, Overseas Chinese Students and Ethnic Chinese Students” .</p> <p>The website will guide you to the homepage for general users to login.</p>	
<p>點選【忘記密碼或解鎖】，導至忘記密碼頁面</p> <p>Click “Forgotten password or Unlock a user account” . The website will guide you to the webpage of “Forgotten password” .</p>	

輸入 Email 信箱、居留證統一證號及驗證碼，點選【確定】，網站會提示成功訊息

After entering the Email address、UI number and CAPTCHA, click “Confirm”, and the website will show a message indicating a successful delivery.

Email 收到忘記密碼通知，確認帳號，並點選【請點選此連結更改密碼】



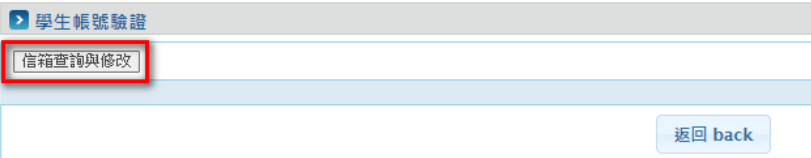
Email received a forgotten password notification, Confirm the account and click【Please click this link to change your password】

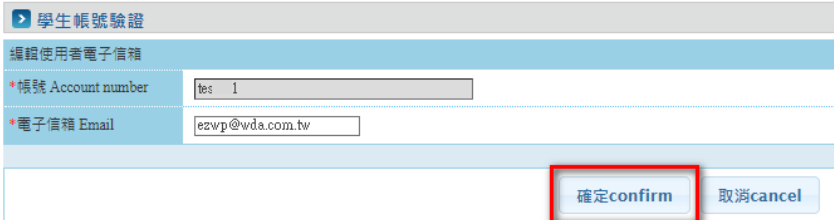
輸入新密碼、新密碼確認及驗證碼，點選【確定】，網站會提示成功訊息

After entering the New password、Re-enter new password and CAPTCHA, click “Confirm”, and the website will show a

message indicating a successful.	
-------------------------------------	--

2. 學生信箱查詢與修改

<p>功能名稱 Function</p>	<p>學生信箱查詢與修改</p>
<p>功能說明 Description</p>	<p>輸入帳號資料，查詢或修改電子郵件</p>
<p>操作步驟 Step</p>	<p>操作畫面 Operation Screen</p>
<p>連結申辦網網址，點擊「僑外生工讀申請」，導至學生帳號/密碼登入頁</p> <p>Link to the application website: https://ezwp.wda.gov.tw Click “Work Permit for Foreign Students, Overseas Chinese Students and Ethnic Chinese Students” . The website will guide you to the homepage for general users to login.</p>	
<p>點選【學生帳號維護】</p> <p>Click Student Account Maintenance</p>	
<p>點選【信箱查詢與修改】</p> <p>Click [Email Inquiry and Modification]</p>	<p>*公告Announcement * 檢測與下載CardReaderTest and Download * 相關連結RelatedLinks</p> 

<p>輸入帳號、國籍、護照號碼及連絡電話，點選【驗證】</p> <p>Enter the account number, nationality, passport number and contact phone number, and click [Verify]</p>	
<p>導至編輯使用者電子信箱頁面，完成請點選【確定】</p> <p>Lead to the edit user email page, click [Confirm]</p>	
<p>網站會提示成功訊息</p> <p>the website will show a message indicating a successful.</p>	